

4-H SWINE IDENTIFICATION FORM

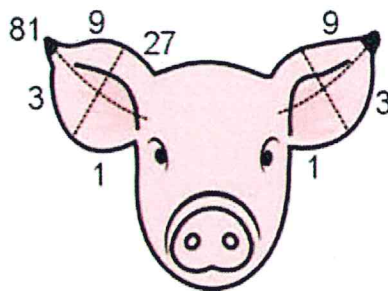
Submit to Extension Office by June 1

Name _____ Club _____

PIG	FARROW DATE/ PURCHASE DATE	EARNOTCH		SEX	BREED/ COLOR	DRAW MARKINGS	DRAW MARKINGS
		RT	LT				
1							
2							
3							
4							
5							
6							
7							

Right Ear = Litter Number Mark

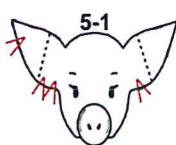
The right ear is used for the litter mark. All pigs in the same litter must have the same ear notches in this ear. The right ear is on the pig's own right.



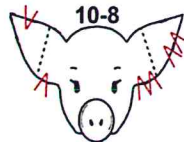
Left Ear = Individual Pig Mark

The left ear is used for notches to show individual pig number in the litter. Each pig will have different notches in this ear.

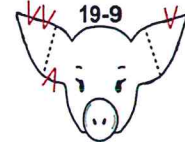
Example 1:
Litter 5
Pig 1



Example 2:
Litter 10
Pig 8



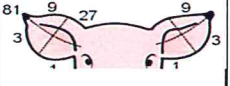


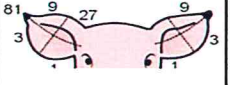









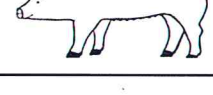
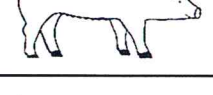
Example 3:
Litter 19
Pig 9



4-H SWINE IDENTIFICATION FORM

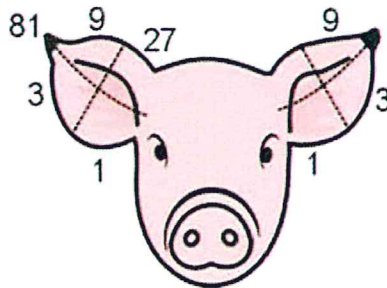
Submit to Extension Office by June 1

Name _____ Club _____

PIG	FARROW DATE/ PURCHASE DATE	EARNOTCH		SEX	BREED/ COLOR	DRAW MARKINGS	DRAW MARKINGS
		RT	LT				
8							
9							
10							
11							
12							

Right Ear = Litter Number Mark

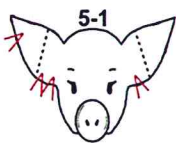
The right ear is used for the litter mark. All pigs in the same litter must have the same ear notches in this ear. The right ear is on the pig's own right.



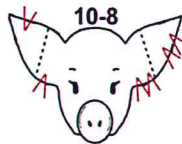
Left Ear = Individual Pig Mark

The left ear is used for notches to show individual pig number in the litter. Each pig will have different notches in this ear.

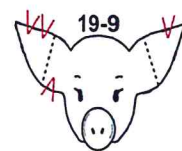
Example 1:
Litter 5
Pig 1



Example 2:
Litter 10
Pig 8



Example 3:
Litter 19
Pig 9



Abbreviations

Duroe - DU
Chester White - CW
Hampshire - HP
Landrace - LR
Poland China - PC
Spot - SP
Yorkshire - Y

White - W
Black - B
Grey - G
Roan/Red - R
Brown - Br